




Phonics




Phonics are the individual units of sound heard in spoken words, represented by a single letter or combination of letters. The letters are taught through stories, actions and songs and the children are taught four letters per week. They will bring home a sheet of the sounds they have been learning to stick in their phonics book. Please revise the sounds daily to help your child to recognise them

confidently. Digraphs are single units of sound which are represented by two letters eg: sh ch th ai ee.

Reading

The children will bring home a reading book on a Tuesday and Friday. They will have chosen the book from a selection, guided by the teacher. Please read the book with your child every night, encouraging them towards reading independently, using the phonics and key words they already know. Encourage your child to point to the words as they read and talk in as much detail as you can about each page. There is guidance at the back of some of the books to help you support and extend your child's reading. Your child will also bring home a yellow reading diary. Please write a comment about your child's efforts, progress and achievements while reading with you at home. The teacher will read and acknowledge your comments and may write a reply where appropriate.



Please do not put your child's drink in their book bag. The school has lost many books due to leaking drinks! Parents will be asked to pay the £3.00 cost of replacing lost/damaged books.

Key words

in	was
said	his
that	she
for	on

The children will bring home an A5 plastic wallet with ten small, yellow flashcards inside. These are words we are teaching your child to recognise on-sight. Please use these cards to reinforce this learning at home. Daily practise will help your child to become a more confident, fluent and able reader. Please avoid asking your child

to sound out the words as only the words in the first list are phonetically decodable. The key words are 'tricky words' and should be taught as sight recognition words.

## Handwriting

abcdefghijklmnopqrstuvwxyz

At Crofton Infant School we teach the children to write using a cursive script. This enables the children to learn a joined script easily and become fluent, confident writers. Your child will bring home a laminated handwriting sheet and drywipe pen. Please support your child in learning to write in a cursive script. The script is the same one that is used at Crofton Junior School.


Crofton Infant School




Numeracy meeting notes.

## Challenge Cards

These will come home after half term. They should be kept at home for you to support your child in understanding the concepts. When they are able to do all of the challenge card statements independently then send the card in its wallet back to school. The teacher will sign the card if they think your child understands the concepts. If the card is returned to you with one of the boxes unsigned please practise this concept further. Once all the boxes are signed by the teacher, your child will receive their Bronze Certificate and bring home the silver challenge card.



## Homework booklet



After Christmas your child will bring home a Maths at Home booklet. This is a booklet of activities for a whole term. Please complete one of them each week as they support the work being covered in class. Please return the homework booklet in your child's book bag each week for the teacher to see any comments you have

made about the activities.

Please remember the activities are designed to be an enjoyable experience for both you and your child!

Should you need any further help or support with the homework activities please contact your child's class teacher, Mr Simon Lambourne - Assistant Head EYFS Leader, Mrs Sue Davies - Assistant Head Maths Leader or Miss Catharine Cowan - English Leader.

Many thanks for your continued support.